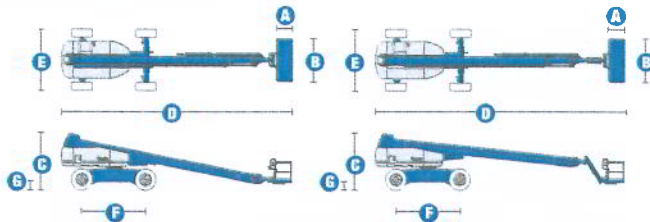


SELF-PROPELLED TELESCOPIC BOOMS

S™-100 & S™-105



Specifications



MODELS	S™-100		S™-105	
MEASUREMENTS	US	Metric	US	Metric
Working height maximum*	106 ft	32.48 m	111 ft	34.00 m
Platform height maximum	100 ft	30.48 m	105 ft	32.00 m
Horizontal reach maximum	75 ft	22.86 m	80 ft	24.38 m
Below ground reach	6 ft 6 in	1.98 m	10 ft	3.05 m
A Platform length - 8 ft model	3 ft	.91 m	3 ft	.91 m
Platform length - 6 ft model	2 ft 6 in	.76 m	2 ft 6 in	.76 m
B Platform width - 8 ft model	8 ft	2.44 m	8 ft	2.44 m
Platform width - 6 ft model	6 ft	1.83 m	6 ft	1.83 m
C Height - stowed	10 ft 1 in	3.07 m	10 ft 1 in	3.07 m
D Length - stowed	42 ft 8 in	13.00 m	46 ft	14.02 m
Length - transport (jib tucked under)			39 ft 11 in	12.17 m
E Width - axle retracted	8 ft 2 in	2.49 m	8 ft 2 in	2.49 m
Width - axle extended	11 ft	3.35 m	11 ft	3.35 m
F Wheelbase	12 ft	3.66 m	12 ft	3.66 m
G Ground clearance - center	1 ft 5.5 in	.44 m	1 ft 5.5 in	.44 m

PRODUCTIVITY

Lift capacity	750 lbs	340 kg	500 lbs	227 kg
Platform rotation	160°		160°	
Vertical jib rotation			135°	
Turntable rotation	360° continuous		360° continuous	
Turntable tailswing - axle retracted	5 ft 6 in	1.68 m	5 ft 6 in	1.68 m
Turntable tailswing - axle extended	4 ft	1.22 m	4 ft	1.22 m
Drive speed - stowed	3.0 mph	4.8 km/h	3.0 mph	4.8 km/h
Drive speed - raised or extended	0.68 mph	1.1 km/h	0.68 mph	1.1 km/h
Gradeability - stowed**	40%		40%	
Turning radius - axles retracted: inside	13 ft 7 in	4.14 m	13 ft 7 in	4.14 m
outside	21 ft 7 in	6.58 m	21 ft 7 in	6.58 m
Turning radius - axles extended: inside	9 ft	2.74 m	9 ft	2.74 m
outside	19 ft 10 in	6.05 m	19 ft 10 in	6.05 m
Controls	12 V DC proportional		12 V DC proportional	
Tires - RT lug	385/65D 22.5		385/65D 22.5	

POWER

Power Source	Deutz TD 2011 L04i 4-cylinder turbo diesel, 74 hp (55 kW) Perkins 804-33T 4-cylinder turbo diesel, 83 hp (62 kW) Cummins B3.3T 4-cylinder turbo diesel, 80 hp (60 kW)
Auxiliary Power Unit	12 V DC
Hydraulic Tank Capacity	55 gal / 208 L
Fuel Tank Capacity	40 gal / 151 L

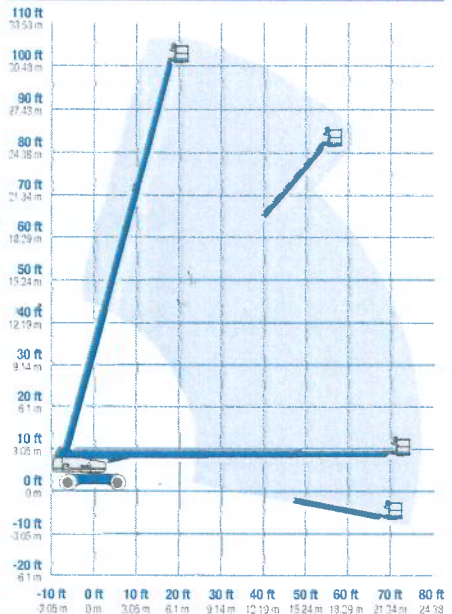
WEIGHT***

	39,700 lbs	18,008 kg	40,000 lbs	18,144 kg
--	------------	-----------	------------	-----------

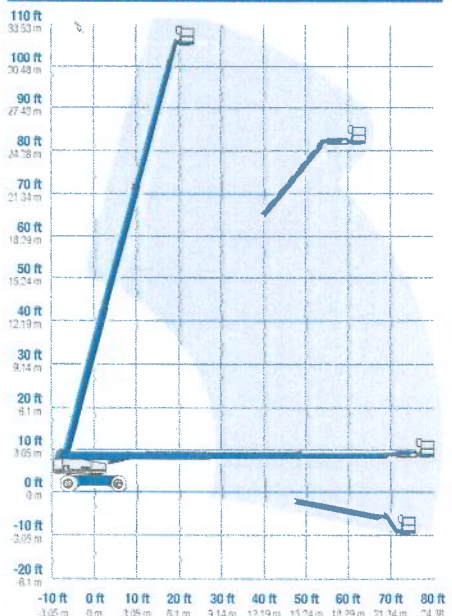
STANDARDS COMPLIANCE

ANSI A92.5, CSA B354.4, CE Compliance, AS 1418.10

RANGE OF MOTION S™-100



RANGE OF MOTION S™-105



* The metric equivalent of working height adds 2 m to platform height. U.S. adds 6 ft to platform height.

** Gradeability applies to driving on slopes. See operator's manual for details regarding slope ratings.

*** Weight will vary depending on options and/or country standards.



De Hoogwerkerstunter
Industrieweg 20, 5571 LJ Bergeijk
T +31 (0)85 400 00 15
info@hoogwerkerstunter.com
hoogwerkerstunter.com

IBANnr: NL65ABNR0534047440
BIC: ABNANL2A

Kamer van Koophandel: 17240941
BTW nummer: NL820357819B01



SELF-PROPELLED TELESCOPIC BOOMS S™-100 & S™-105

Features

EASILY CONFIGURED TO MEET YOUR NEEDS

PLATFORM OPTIONS

- Steel 8 ft (2.44 m) (standard)
- Steel 6 ft (1.83 m)
- Steel 6 or 8 ft (1.83 or 2.44 m) tri-entry
- Steel 4 ft (1.22 m)**
- Steel 5 ft (1.52 m)**

JIB OPTIONS

- Non-jib
- 5 ft (1.52 m) jib boom

POWER OPTIONS

- Deutz diesel 74 hp (55 kW)
- Perkins diesel 83 hp (62 kW)
- Cummins diesel 80 hp (60 kW)

DRIVE/STEER OPTIONS

- 4WD (standard)
- 4WS (standard)

AXLE

- Extendable axles (standard)

TIRE

- Rough terrain foam-filled (standard)

STANDARD FEATURES

MEASUREMENTS

S™-100

- 106 ft (32.48 m) working height
- 75 ft (22.86 m) horizontal reach
- 750 lb (340 kg) lift capacity

S™-105

- 111 ft (34.00 m) working height
- 80 ft (24.38 m) horizontal reach
- 500 lb (227 kg) lift capacity

PRODUCTIVITY

- Self-leveling platform
- Hydraulic platform rotation
- Fully proportional Hall effect joystick controls
- Hydraulic oil cooler
- Drive enable
- AC power cord to platform
- Horn
- Hour meter
- Tilt alarm
- Descent alarm
- Alarm package
- 360° continuous turntable rotation
- Locking low profile turntable covers
- Positive traction drive
- Two speed wheel motors
- Configurable controls to limit lift height to 80 ft
- Ground control box cover
- Engine status display

POWER

- All engines are emissions compliant
- 12 V DC auxiliary power
- Anti-restart engine protection
- Auto engine fault shutdown



OPTIONS & ACCESSORIES

PRODUCTIVITY

- Platform swing gate
- Half mesh platform inserts with swing gate
- Platform top auxiliary rail
- Arc Pro 275™ Heavy-Duty Welder package
- Welder Ready package
- Weld leads to platform
- Air line to platform
- Fire resistant hydraulic oil
- Biodegradable hydraulic oil
- Basic hostile environment kit
- Deluxe hostile environment kit
- Deluxe aircraft protection package (6 ft platform only)
- Thumb rocker steer
- Tool tray
- Fluorescent tube caddy
- Pipe cradle (pair)
- Panel cradle package*
- Platform work lights
- Front driving lights
- Lockable platform control box covers

POWER

- AC generator packages (110V/60Hz, 3000W or 220V/50Hz, 2500W)
- Cold Weather Packages
- Arctic Packages
- Diesel scrubber/spark arrestor muffler
- Diesel spark arrestor muffler (not available on Cummins engine)
- Retained key selector switch

* Available on select models

** Not available on CE machines

Genie United States

18340 NE 76th Street
P.O. Box 97030
Redmond, Washington 98073-9730

Telephone +1 (425) 881-1800
Toll Free in USA/Canada +1 (800) 536-1800
Fax +1 (425) 883-3475

Genie Europe

Millennium House
Brunel Drive
Newark NG24 2DE
UK

Telephone +44 (0)1476 584333
Fax +44 (0)1476 584334

Email: info@genie.com

Distributed By:



De Hoogwerkerstunter
Industrieweg 20, 5571 Lj Bergeijk
T +31 (0)85 400 00 15
info@hoogwerkerstunter.com
hoogwerkerstunter.com

IBANnr: NL65ABNA0534047440
BIC: ABNANL2A

Kamer van Koophandel: 17240941
BTW nummer: NL820357819801